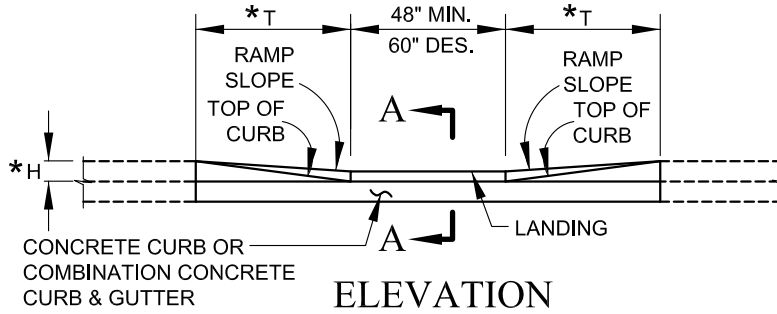
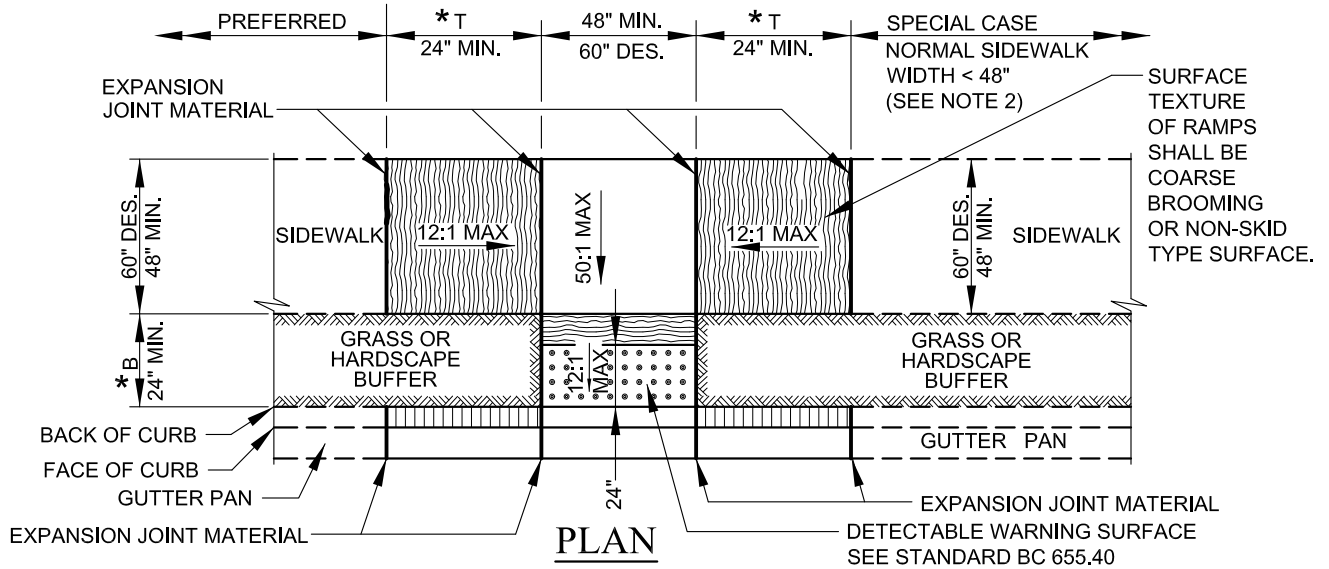
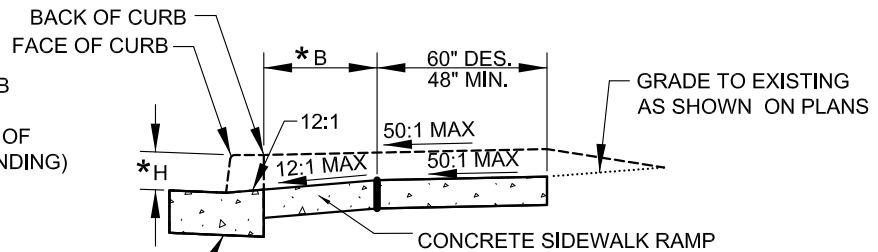


NOTE: USE ONE 5' SIDEWALK PANEL AS TRANSITION
IF NEEDED TO MEET EXISTING SIDEWALK
(15' MAX. REBUILD)



* H = HEIGHT OF CURB
B = BUFFER WIDTH (BACK OF CURB TO FRONT OF SIDEWALK)
T = TRANSITION LENGTH (LENGTH OF RAMP FROM SIDEWALK TO LANDING)
 $T = (12 \times H) - B$
ALL MEASUREMENTS IN INCHES



DEPRESSED CURB OR COMBINATION CURB & GUTTER FOR SIDEWALK RAMPS

SECTION A-A

NOTES

1. TO BE USED WHERE AT LEAST 6'-0" EXISTS BETWEEN THE BACK OF CURB AND THE BACK OF SIDEWALK. THIS STANDARD MAY BE MODIFIED TO SUIT A PARTICULAR LOCATION.
2. WHERE 48" SIDEWALK CAN NOT BE PROVIDED, A DESIGN WAIVER MUST BE REQUESTED.
3. NO TRAVERSABLE SLOPE ON THE RAMP OR SIDEWALK SHALL EXCEED 12:1 IN THE DIRECTION OF PEDESTRIAN TRAVEL, OR 50:1 PERPENDICULAR TO THE DIRECTION OF PEDESTRIAN TRAVEL.
4. EXPANSION JOINT MATERIAL SHALL BE INSTALLED IN ACCORDANCE WITH STD. BC 655.01.
5. SIDEWALK RAMP SHALL BE INCLUDED IN PRICE BID FOR CONCRETE SIDEWALK. DEPRESSED CURB AND CURB TRANSITION SHALL BE INCLUDED IN PRICE BID FOR CURB OR CURB & GUTTER. DETECTABLE WARNING SURFACE SHALL BE PAID FOR ON A SQUARE FOOT BASIS.
6. SIDEWALK RAMPS TO BE SHOWN ON PLANS SYMBOLICALLY AND REFERENCED WITH THE CENTER OF THE RAMP ALIGNED TO A STATION ON THE CONSTRUCTION CENTERLINE. SEPARATE DETAILS SHALL BE SHOWN WHERE PROPOSED RAMP VARIES FROM STANDARD CASES.



APPROVED:
Primal DeLuca
DIVISION CHIEF, TRANSPORTATION ENGINEERING AND CONSTRUCTION
Khalil Zare
DIRECTOR, DEPARTMENT OF TRANSPORTATION

CITY OF BALTIMORE
DEPARTMENT OF TRANSPORTATION
TRANSPORTATION ENGINEERING AND CONSTRUCTION

SIDEWALK RAMPS COMBINATION

ISSUED	REVISED	REVISED
8 / 2010		
STANDARD NO. BC 655.13		
SCALE : NONE	SHEET 1 OF 1	