




BOTTOM SLAB PLAN
STANDARD TRUNKLINE MANHOLE

SCHEDULE OF REINFORCING STEEL FOR SHEET NO. 2
SEE SHEET NO. 1 FOR ADDITIONAL REBAR

BAR NO.		13	14	15	16	17	TOTAL LENGTH		TOTAL WEIGHT
BAR SIZE		#6	#6	#6	#6	#5	#5	#6	
M. H. SIZE	H.R.	9'-8"	3'-9"	7'-8"	2'-11"	3'-8"			
6' x 8'	7'	8	2	9	4	4	14'-8"	165'-6"	264 #
6' x 8'	8'	8	2	9	4	4	14'-8"	165'-6"	264 #

NOTES:
CONCRETE: MIX NO. 3
LOADING: HS25

	APPROVED:  CHIEF, CONDUIT DIVISION  DIRECTOR, DEPARTMENT OF TRANSPORTATION	CITY OF BALTIMORE DEPARTMENT OF TRANSPORTATION CONDUIT DIVISION	ISSUED 8 / 2010	REVISED	REVISED
	POURED IN PLACE MANHOLE 6' x 8'		STANDARD NO. BC 825.09-2		
	SCALE : NONE		SHEET 2 OF 2		